

# Caledos V3.0 for Windows 95

Automatic Wallpaper changer for Windows 95 with BMP and JPeg support, for PC with 80486 or greater processors.

This is a **PUBLIC DOMAIN** software, and as being such is freely distributable by any transmission medium, as long as it is distributed in its original .ZIP file with no addition or change. It CANNOT be sold and whoever requires a payment for it (except for the cost of the diskette and/or a minimum fee for the distribution) commits a crime.

## SUMMARY

[Installation](#)

[Uninstallation](#)

[History and New Features](#) 

[Using...](#)

[About Author](#)

[Warranty limitations](#)

[How does it work](#)

[Where can i find Caledos ?](#)

[Acknowledgements](#)

## CARDWARE +

If you like the program you have the **moral obligation** of sending the author an illustrated postcard of your town with your greetings, comments, critics and suggestions about the software he produced.

Write to:

«*Nicola Delfino*

+ Via Piave, 13  
80025 Casandrino NA  
Italy  
) +39-81-8334213 (outside Italy)  
) 081-8334214 (from Italy)  
: caledos@geocities.com (Internet)


in any case if you want to notify bugs you can use one of these E-Mail Addresses.

You can install Caledos with Setpu.exe program included !  
It will copy all required files into Windows/System directory. You can configure it from Control Panel via the 'Wallpaper Changer' utility.

You can uninstall Caledos from Control Panel via the “Add/Remove Programs” application !!

# HISTORY AND NEW FEATURES OF CALEDOS


## Version 3.0

'Apply' Button Added  
Context Menu on both lists  
Support to J-Peg files  
Optionally you can choose a different Arrangement for each picture  
Optionally you can choose to not install the Jpeg support and Help file to earn disk space  
Optionally conversion from Jpeg to 256 colors dithered BMP image allowed  
Now the ON button makes disabled the option related to automatic variation of wallpaper  
Button 'Change now' now is   
Multi User Support  
Knew bug : Drag and drop don't work

## Version 2.1

Full support to Long File Names  
Multiple file selection allowed  
Now remembers last directory visited  
Bug Fixed : On first start, now 'On button' is already set with 'Change on Start' and 'Tile'  
Bug Fixed : Drag and Drop of not \*.BMP files now isn't allowed  
Bug Fixed : Now can read BMP file into root directory  
Bug Fixed : Now you can use 'parent command' [..] into empty directory too !

## Version 2.0

*\*\* First Version for Windows 95 \*\**  
*\*\* Rewritten all source code \*\**  
Use of registry  
Drag and Drop with Long File Name support  
'Change Now' now works on both the list boxes  
'Add all BMP of current directory' button added ()  
Uninstallation via "Add/Remove Programs" application in Control Panel  
'Info When Start' function removed.

## Version 1.5

Setup via Control Panel  
Caledos from Shareware becomes Cardware without limits on number of Bitmaps that you can select.  
Installation procedure added  
'Change now' button added  
Random added  
Force Change button added  
Some Bug fixed...


**This is the ultimate version for Widows 3.x. you can find it on mirrors of CICA in directory win3/desktop (maybe...) or on ISN (Italian Shareware Network) if you are italian... in any case use [http ://ftpsearch.unit.no] with string 'CALEDO15.ZIP' to find the nearest mirror to you.**

## Version 1.0


First Version, Shareware, with the limit of 10 Bitmaps on Unregistred Version

## USING...


To configure Caledos, you must run Windows Control Panel and click twice on the Wallpaper Changer icon.

Once the program starts, it shows a dialog box that allows you to choose which .BMP images are to be displayed, and the time interval between wallpaper changes: to add an image to the list, you must enter the list on the left with your mouse pointer, and browse the directory until you find the bitmap file you want; select the file name with a click and then press the  button, or double-click the file name: the selected file name will appear in the list on the right, which contains the names of the images used as wallpaper. You can add a wallpaper with Drag and Drop method too, dragging a bitmap from the Explorer to the list box on the right.

To add all file .BMP of current directory press  button.

To remove a file name from the list box on the right, you have to select it with a mouse click and then press the  button, or double-click the file name.

To remove the whole list of selected images, use the  button.

To change 'now' the wallpaper with the selected bitmap, use the  button. Remember, if you turn off the **ON** button you can use caledos like an *normal* (i.e. not automatic) wallpaper changer that support the Jpeg format !

You can do all the operation on both the list box via the Context Menu too !

By checking / un-checking the **ON** button you can enable/disable Caledos; when the program is disabled in this way, it doesn't change the wallpaper, but still retains the list of selected images.

The **RANDOM** button, if checked, allows Caledos to choose randomly the next wallpaper from the selected images list each time the wallpaper needs to be changed; otherwise the selected bitmaps are used in the order they are listed in.

If the **FORCE CHANGE** button is off then on startup, caledos updates the wallpaper, but it will show it next time that you'll run Windows.

The **Jpeg -> 256 COLORS** button allows you to convert the Jpeg file from 16M colors to 256 colors dithered before use it. I suggest to use this options if :

- your display support only 256 colors, or if
- your computer have less of 16Mb of RAM or if
- your computer is an old 486DX33 or lower, or if
- your video card isn't PCI or if
- your computer decreases its performance with 'big' Wallpapers

(obviously, this option is active only if you have installed the Jpeg Support !)

The **TILE** and **CENTRE** buttons determine the way the wallpaper is displayed. If **CENTRE** is checked, there will be one copy of the bitmap at the centre of the screen; otherwise, if **TILE** is checked, the screen is filled with as many copies of the bitmap as it will needs, arranged like tiles.

The **OK APPLY CANCEL** and **HELP** button have the typical Windows use.



## Nicola Delfino

Born in Naples (Italy) on 29 Feb 1972, pisces with ascendent pisces, height 1.77 meters, brown hair, green eyes. Hobbies (other than computer programming): photography, strumming guitar and piano, bonsai cultivation, jogging and tennis. Student at the 5th year (1995-96) of Software Engineering at the "Federico II" University of Naples. Handsome and nice, he's looking for a women max. 85 years old for a tranquil friendship and eventually a marriage. Don't call if you're not a very rich heiress...

P.S.

For the registration I'd prefer you send me real-mail, not e-mail, since they are nicer to collect. Possibly send me an illustrated postcard with a picture of your town.

+ Via Piave, 13  
80025 Casandrino NA  
Italy  
) +39-81-8334213 (outside Italy)  
) 081-8334214 (from Italy)  
: caledos@geocities.com (Internet)

## Warranty Limitations

The present software is distributed "AS IS" with no kind of warranty, explicit or implicit. The user will assume all risks about quality and performance of the product. The user, (and in no case the author), will be responsible of every damage caused by a proper or improper use of this software.

this software is based in part on the work of the "**Independent JPEG Group**"; the version used is **6a**.

this is the related copyright note :

The authors make NO WARRANTY or representation, either express or implied, with respect to this software, its quality, accuracy, merchantability, or fitness for a particular purpose. This software is provided "AS IS", and you, its user, assume the entire risk as to its quality and accuracy.

Copyright (C) 1991-1996, **Thomas G. Lane**.

## HOW DOES IT WORK

When you install the program, the file **CALEDOS.EXE** (the effective wallpaper changer) is copied into the Windows directory. Then, each time Windows starts up, **CALEDOS.EXE** reads from the Registry HKEY\_CURRENT\_USER/SOFTWARE/delfinosoft/caledos (also in the Windows directory) the information it needs (wallpapers list, change frequency etc.) in order to determine the appropriate wallpaper, and sets a line Wallpaper=... in the HKEY\_CURRENT\_USER/ Control Panel/ Desktop/ section of the Registry file.

**CALEDOS.CPL**, accessible through the Control Panel, modifies the contents of HKEY\_LOCAL\_MACHINE/SOFTWARE/ DelfinoSoft/Caledos.

### NOTE:

since Caledos modifies Registry when Windows is already running, the change will have no effect until the next Windows startup (if you haven't select "Force Change Options"). This means, for example, that if you configure Caledos to modify the wallpaper every week, the change will become effective from the 2nd time you run Windows in the 7th day.

The JPeg support is possible for the work of the "Independent JPEG Group".

Caledos has been developed using the Microsoft Visual C++ 4.0. It does not use object oriented programming since it uses extensively the Windows API interface. However, some of the C extension have been used, so the source cannot be compiled with a pure C compiler.

This help file has been developed with Microsoft Help Workshop 4.0 + Microsoft WinWord 7.0.

That's all, folks!



You can find Caledos :

<http://www.geocities.com/SiliconValley/Park/9579> Caledos Home Page for the latest version and **betas**  
<http://www.simtel.net> and its ftp mirrors into Win95/Desktop directory  
<http://www.winsite.com> and its ftp mirrors into Win95/Desktop directory

# ACKNOWLEDGEMENTS

I'd like to thank :

<b>Pasquale Foggia</b>	foggia@amalfi.dis.unina.it
------------------------	----------------------------

(the translator of Caledos v1.5)

<b>Francesco Delfino</b>	(Development Supervisor)
<b>Fulvio Boggia</b>	(Official $\beta$ -Tester) mucu@freenet.hut.fi
<b>Ciro <i>Bug Finder</i> D'Elia</b>	(Release Tester)
<b>Tonia Russo</b>	(not Official $\beta$ -Tester that owns my old RAM with parity bit.. )

(for their hints)

<b>Elaine Gaertans</b> (Montreal - Canada) 102160.666@compuserve.com
<b>Jimmy Human</b> (Cape Town - South Africa) unclejim@norton.ctech.ac.za
<b>Alan P. Scott</b> (Portland - Oregon - USA) ascott@egreen.wednet.edu
<b>Susan L.Feldman &amp; Jeffrey J. Argentos</b> (San Francisco - California - USA)
<b>Denio Dontenville</b> (Strasbourg - France)
<b>Giobini Manuel</b> (Castelfidardo, Ancona - Italy)
<b>James Emerson</b> (Urangan, Hervey Bay - Australia) lemon@peg.apc.org
<b>Paolo Guarise</b> (Ramon di Loria, Treviso - Italy)
<b>...signed postcard...</b> (London, United Kingdom) osauri@digitus.co.uk
<b>Roberto B.Renzetti</b> (San Luis Obispo, California - USA) rrenzett@ix.netcom.com
<b>Al Jackson</b> (Toronto - Canada) ajxu@cau.net
<b>Matjaz Vrecko</b> (Tokyo - Japan) vrecko@abit.co.jp
<b>...signed postcard...</b> ( ? ? ?, North Europe... maybe) isobel@algonet.se
<b>Soel Gallinati Hein</b> ( Porto Alegre, Brasil) heim@pampa.tche.bg
<b>Claudio Maior</b> ( Rio De Janeiro, Brasil) lmaior@iis.com.br
<b>Alessandro Iacopetti</b> (Alessandria, Italy) iaco@email.alessandria.alpcom.it

(for the wonderful Postcards)

<b>Peter Sawn</b> (Lake Mary, Florida USA) psawn@worldnet.att.net
<b>Peter Crickman</b> (Laurel, MD USA) peter_crickman@jhuapl.edu
<b>Shlomo Dalal</b> (Tel-Aviv, Israel) dalals@netvision.net.il
<b>S.Katayanagi</b> ( ? ? ? - Japan) katayanagi@pa.aix.or.jp
<b>silvio aparecido pereira</b> (Brasil) silvioa@trycomm.com.br
<b>mark pflaging</b> ( ? ? ?) mpflaging@casde.com
<b>Felipe Reis Munhóz</b> ( ? ? ?, Brasil) americo@tba.com.br

(for the E-Mails...)

maybe, without this people, now Caledos didn't exist, and maybe, it would be better ! ;-)

